

Student Handout: Unit 1 Lesson 1



Look At Me: Myself As A Communicator

Suggested time: 1 Hour

What's important in this lesson:

- Learning about yourself as a communicator: what you most enjoy doing as a reader, writer, and speaker
- Reflecting on your communication strengths, and identifying some communication skills you want to improve

Complete these steps:

1. Complete the survey "Reading Choices Survey"
2. Complete the survey "Writing Choices Survey"
3. Complete the bar graph assignment "Oral Communication: What Kind Of Speaker Are You?".
4. Complete the Reflection Activity: Do EITHER the Cloze Passage "Describing Myself as a Communicator" OR the Bar Graph "This Is What I Look Like As A Communicator"

Hand-in the following to your teacher:

1. "Reading Choices Survey"
2. "Writing Choices Survey"
3. "Oral Communication: What Kind of Speaker Are You?"
4. Reflection Activity: Cloze Passage "Describing Myself As A Communicator" OR the Bar Graph "This Is What I Look Like As A Communicator"

Student Handout: Unit 1 Lesson 1



Questions for the teacher:

Student Handout: Unit 1 Lesson 1



Reading Choices Survey

Name: _____

What do YOU read? The chart below lists different kinds of reading activities. Look at each item in the chart. Circle the number that shows how often you choose to read that kind of text.

For example: If you like to surf the internet and visit fan sites, you would circle a “4” or “5” for “fan sites.” If you rarely visit fashion sites, you would circle a “1”.

Reading Choices	Rarely		Sometimes		Often
1. Internet sites:	1	2	3	4	5
fan sites	1	2	3	4	5
sports sites	1	2	3	4	5
fashion sites	1	2	3	4	5
newspaper sites	1	2	3	4	5
hobby sites	1	2	3	4	5
2. Newspapers	1	2	3	4	5
3. Novels	1	2	3	4	5
4. Manuals and instructions	1	2	3	4	5
5. Poetry and song lyrics	1	2	3	4	5
6. Religious or spiritual readings	1	2	3	4	5
7. Comics	1	2	3	4	5
8. Magazines about:	1	2	3	4	5
celebrities	1	2	3	4	5
news and public affairs	1	2	3	4	5
hobbies	1	2	3	4	5
sports	1	2	3	4	5
music	1	2	3	4	5
9. E-mails	1	2	3	4	5
10. CD/Album liner notes	1	2	3	4	5
11. Texting (text messaging)	1	2	3	4	5
12. Instant messaging	1	2	3	4	5



Writing Choices Survey

Name: _____

What do YOU write? The chart below lists different kinds of writing. Place a checkmark in the column that best describes your writing choices.

For example: if you send lots of e-mails, you would check “often.”


Types of Writing	Rarely	Sometimes	Often
1. Electronic communication:			
BLOGS			
Text messaging			
email			
MSN messenger			
2. Forms:			
Job applications			
Identification papers (SIN, passports, health cards, etc.)			
Other: _____			
3. Letters:			
to friends			
To potential employers			
Other: _____			
4. Creative writing:			
Poetry and song lyrics			
Short stories			
Comics or RPG storylines			
Other: _____			
5. Reflective writing (personal diaries or journals)			
6. Work related writing:			
instructions			
Other: _____			
7. School work:			
Essays			
Tests			
Assignments			
Other: _____			

Student Handout: Unit 1 Lesson 1

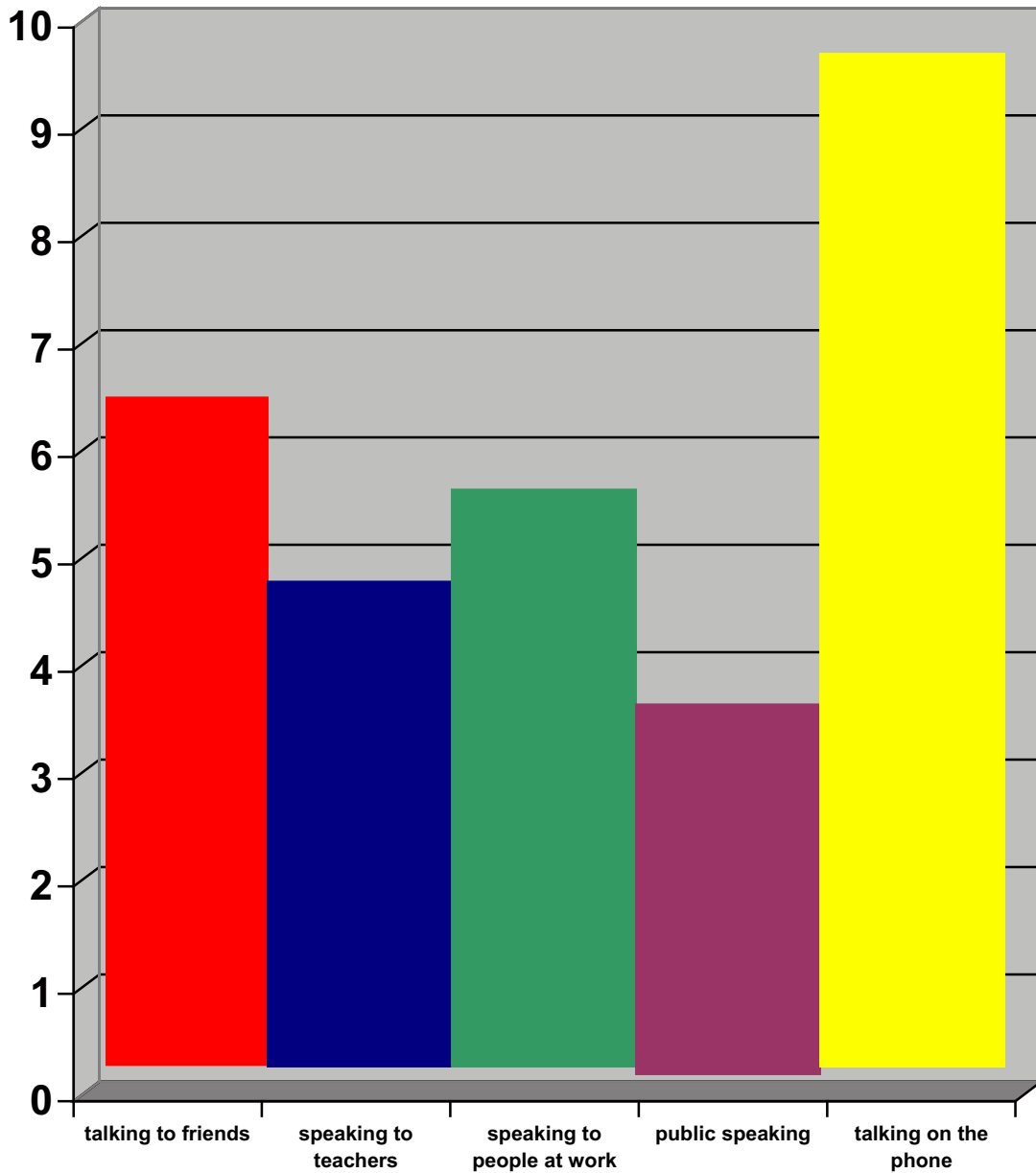


What Kind of Speaker Are You?

Instructions: Create a bar graph in the space below that rates your enjoyment of the kinds of speaking tasks listed. The scale is from 0 – 10, with a 0 meaning you don't ever enjoy this type of oral communication, and a 10 meaning you really enjoy this type of communication.



Student Handout: Unit 1 Lesson 1



SAMPLE BAR GRAPH:

How does this person like best to communicate?

What form of communication does this person need to work on and improve?

Student Handout: Unit 1 Lesson 1



Look At Me: Myself As A Communicator Self-Assessment

Criteria	Level Four	Level Three	Level Two	Level One
Thinking/Inquiry	<p>I show great insight into myself as a communicator.</p> <p>I have set all the communication goals outlined in my reflection.</p> <p><u>OR</u> I have neatly, correctly & fully completed the bar graph.</p>	<p>I show some insight into myself as a communicator.</p> <p>I have identified two communication goals in my reflection.</p> <p><u>OR</u> I have completed the bar graph with a few errors.</p>	<p>I show a bit of insight into myself as a communicator, but some of my comments do not relate to the activities I did in the unit.</p> <p>I have identified one communication goal in my reflection.</p> <p><u>OR</u> I have attempted the bar graph, and completed it with some success, but not entirely.</p>	<p>I show minimal insight into my communication choices, but I have tried to complete the activity.</p> <p><u>OR</u> I have attempted the bar graph,</p>
Communication	I have completed all assignments.	I have completed most of the assignments.	I have completed some of the assignments.	I have completed a minimum of the assignments, but enough to demonstrate my skills.
Application	<p>I have followed each step outlined in the assignments.</p> <p>My work is very neat, complete and attractive.</p> <p>There are few, if any mistakes in spelling.</p>	<p>I have followed most of the steps outlined in the process.</p> <p>My work is acceptably neat, complete and attractive.</p> <p>There are a few spelling mistakes, but the meaning is still clear.</p>	<p>I have followed some of the steps outlined in the process.</p> <p>My work is sort of neat, but not quite complete.</p> <p>There are some spelling mistakes that make spots hard to understand</p>	<p>I have done the bare minimum of the steps in the process.</p> <p>My work needs to be neater and more complete.</p> <p>My work needs another edit so my reader can understand what I have written, but the meaning is still there.</p>

OVERALL LEVEL ACHIEVED IN THIS UNIT: _____

Student Handout: Unit 1 Lesson 1



Look At Me: Myself As A Communicator Reflection Activity

You have two choices in this Reflection Activity:

Option 1: Cloze Passage: Describing Myself as a Communicator

OR

Option 2: Bar Graph: This is How I look as a Communicator.

COMPLETE ONLY ONE OF THESE ACTIVITIES for your reflection.

Option 1: Cloze Passage: Describing Myself as a Communicator

Instructions: Fill in the blanks below. Use the materials from the Reading, writing and speaking surveys to help you. The Self-Assessment Survey will help you identify your goals for the second paragraph.

As a communicator, I am _____ . I most enjoy reading _____ and _____ , but avoid reading _____ . The tasks I am most likely to do as a writer are _____ and _____ . As a speaker, I most like to _____ , but have difficulty when I need to speak _____ .

There are three things I would like to improve in my communication skills. As a reader, I would like to be able to _____ . When I write, I would like improve _____ . Finally, when I speak to someone, I would like to _____ . These are my goals for improving my communication skills.

Student Handout: Unit 1 Lesson 1




Option 2: Bar Graph: This is How I Look as a Communicator

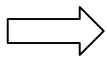
Problem-solving activity:

How can you create a visual representation of your communication preferences and skills?

HINTS:

1. On the next page, create a bar graph that illustrates your communication preferences.

2. The vertical axis  should have a scale to indicate the strength of your preferences, and your skill levels. You could use numbers 1 to 10.

The horizontal axis  should have the communication preferences and skills clearly labelled.

3. Include a minimum of 10 items:
 - 3 reading preferences, (choose from the reading choices survey)
 - 3 writing preferences, (choose from the writing choices survey)
 - 2 speaking preferences, (choose from the oral communications bar graph)
 - 2 communication skills (choose from the communication skills self assessment)
4. Be sure to give your bar graph a suitable title!

